Menicon

PROGENT

the weekly solution for healthier lenses.

Removes protein build up and disinfects.

Part of the Menicon RGP Care Solution Family.
Crafted protection for more comfortable,
more hygienic, and cleaner lenses.

PROGENT

Intensive simple-to-use lens hygiene

Use weekly to cleanse and disinfect lenses - it's the solution for cleaner, healthier lenses.

Intensive deep cleaning

- Quickly remove protein deposits in just 30 minutes[1]
- Extremely effective against bacteria, moulds, yeasts, viruses and amoeba in just 5 minutes[1]

Comfort

- Use weekly to keep lenses in perfect condition
- Deep cleans all RGP lenses including speciality lenses

The solution that works

The hypochlorite ion in solution A reacts with bromide ion in solution B to quickly create the highly effective, deep cleaning hypobromite ion.

Removes microorganisms in just 5 minutes and built up protein deposits in 30 minutes.

PROGENT = strong oxidative activity

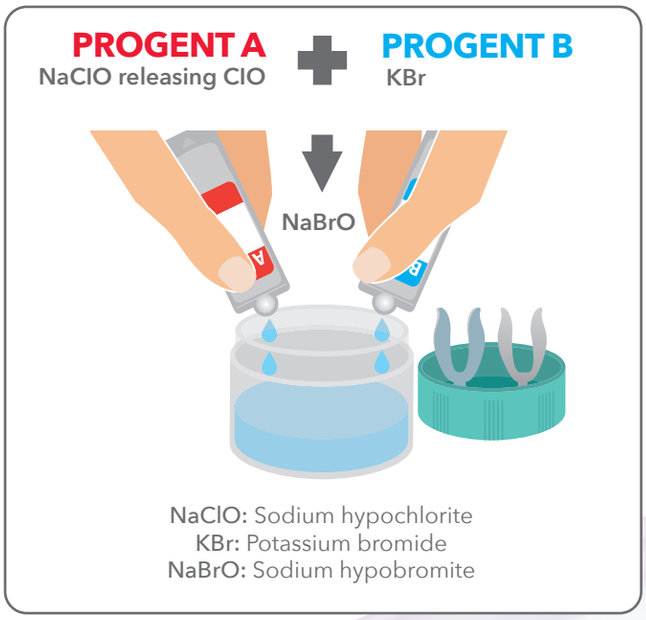

[1]Menicon data on file

PROGENT

The weekly protein removal solution that disinfects

Protein deposits remaining on RGP lenses after treatment with PROGENT vs alternative lens cleaning solutions.[2]

Figure 1.
Protein deposits of RGP-lenses (Ortho-K and Rose K2) after treatment with cleaning system A – C.

A. PROGENT
B. Conditioning solution B + Cleaner B
C. Cleaning solution C + Cleaner C

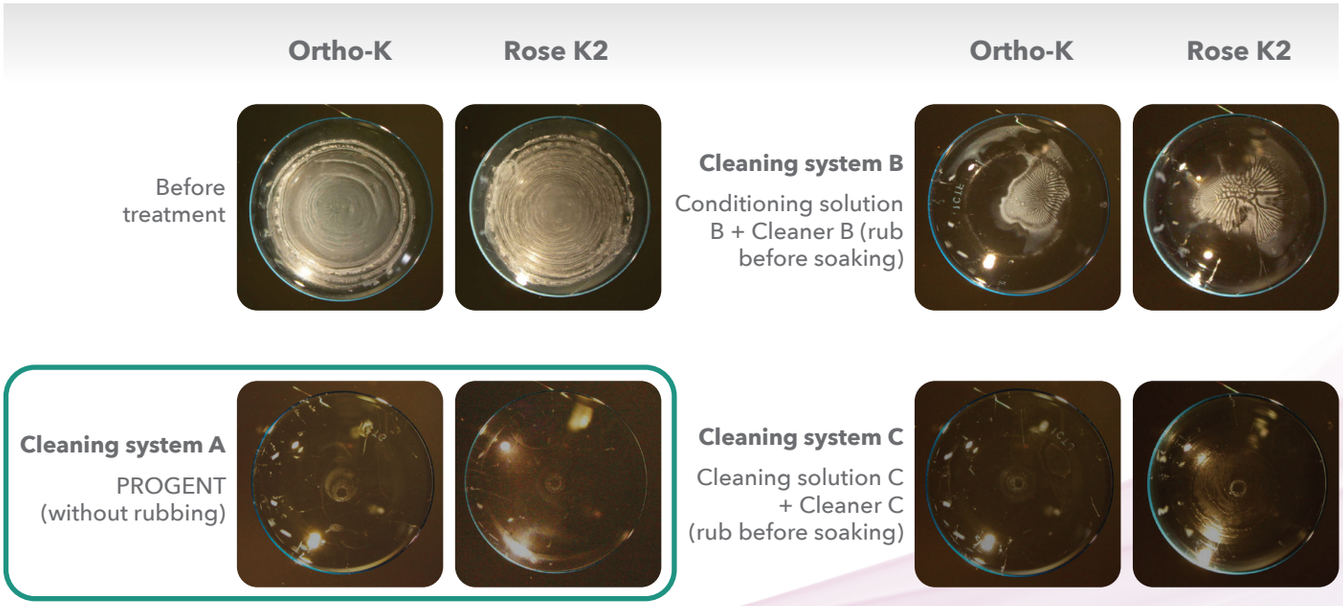

[2] Miya N. et al. Efficacy of Progent system against protein deposits and Staphylococcus epidermidis biofilm, isolated from contact lens users. 2014 AAO

PROGENT

PROGENT - Fast, effective disinfection and protection

PROGENT is extremely effective at removing bacteria, moulds, yeasts, viruses, and amoeba and prevents the growth of Acantamoeba trophozoite and cysts even after 14 days.[3]

Simply soak lenses in the combined PROGENT A and PROGENT B solution for 5 minutes.

Figure 2.
Disinfection efficacy against bacteria, yeast and moulds within 1 minute.

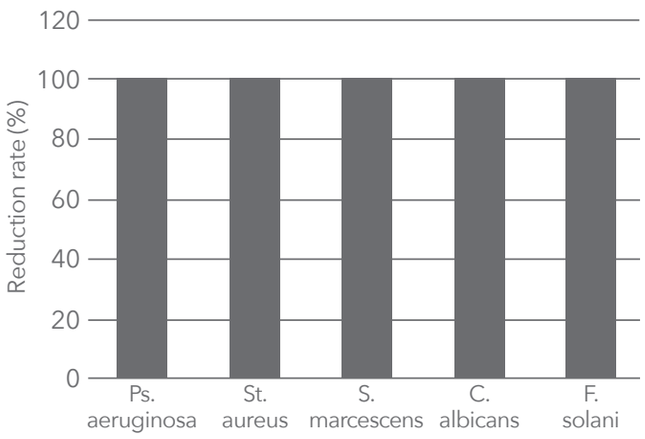

Figure 3.
Disinfection efficacy against virus within 5 minutes.

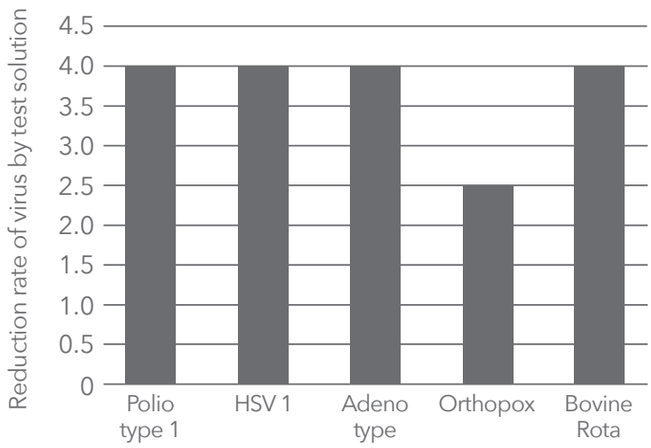

Figure 4.
Disinfection efficacy against *Acantamoeba*

Assesment of amoebical efficacy of PROGENT A+B solution on *Acanthamoeba* (+ : mobile trophozoites first observed : - no trophozoites observed).

		2 days	3 days	4 days	5 days	6 days	9 days	11 days	14 days
Control	Troph 1	+							
	Troph 2	+							
	Troph 3	+							
	Cryst 1	-	+						
	Cryst 2	+							
	Cryst 3	+							
PROGENT	Troph 1	-	-	-	-	-	-	-	-
	Troph 2	-	-	-	-	-	-	-	-
	Troph 3	-	-	-	-	-	-	-	-
	Cryst 1	-	-	-	-	-	-	-	-
	Cryst 2	-	-	-	-	-	-	-	-
	Cryst 3	-	-	-	-	-	-	-	-

[3] J.Spittler et al. A universal Bactericidal, virucidal and amoebicidal disinfecting system for all rigid gas permeable lenses: Menicon Progent solution. Contactologia 1998. 20: 186-190.

PROGENT

For better hygiene and safety use the Menicon RGP Care Solution Family

For daily use:

Use MeniCare Pure or MeniCare Plus

Disinfect, clean, soak and rinse.

For weekly use:

Use PROGENT

Disinfect and remove protein deposits.

For serious lipid build up:

Use SPRAY & CLEAN

Simply rub over lens to remove deposits.

Wash your hands and remove lenses

↓

Rub with SPRAY & CLEAN

↓

Rinse with MeniCare Pure or MeniCare Plus

↓

Protein removal with PROGENT

↓

Rinse

→

Soak with MeniCare Pure or MeniCare Plus

↓

Rinse with MeniCare Pure or MeniCare Plus

↓

Wear lenses

● We recommend that these steps are followed every day

● We recommend that lenses are to be cleaned with PROGENT every week

www.menicon.com/product/lens-care/view/progent

Menicon

PROGENT

Product profile

Indications

- PROGENT protein remover and disinfecting solution for all rigid gas permeable lenses.

Composition

- Solution A: NaClO 20.3 mg purified water ad 5ml/dose.
- Solution B: KBr 30.75 mg, purified water ad 5ml/dose.

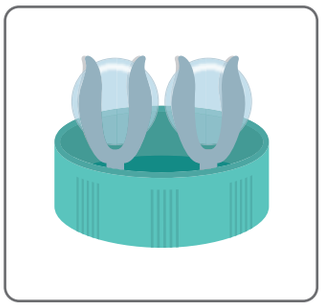

1. Clean lenses thoroughly with regular cleaning solution. Place the lenses into PROGENT vial caps in the appropriate Right or Left holder.

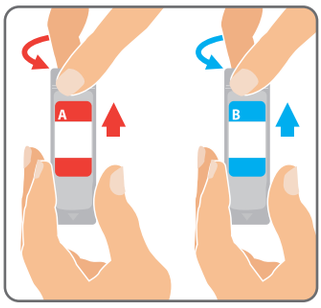

2. Open both doses carefully. Gently and slowly twist the tip without touching the opening or squeezing the dose.

3. Insert the tip of dose inside the PROGENT vial and fill slowly, first with solution A, then solution B, taking care not to spill any.

4. Close the PROGENT vial cap securely and gently shake it a few times.

5. Soak the lenses in PROGENT for 30 minutes maximum.

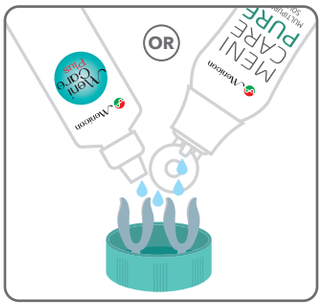

6. Remove the PROGENT vial cap and empty the contents. Rinse the lenses in the holder thoroughly with MeniCare Pure or MeniCare Plus or your regular cleaning solution.

7. Clean the lenses thoroughly with MeniCare Pure or MenCare Plus or the regular rinsing solution, then rinse them. The lenses may then be worn or stored in the storage case.

8. Rinse the PROGENT vial and its cap thoroughly with MeniCare Pure or MeniCare Plus or your regular rinsing solution and allow to air dry.

PROGENT

Product profile

Precautions

1. DO NOT soak lenses for more than 30 minutes as lenses may discolour. This will not affect their quality.
2. IMPORTANT - DO NOT swallow.
3. DO NOT use PROGENT A and B solutions separately.
4. Avoid contact with the skin and clothing. May bleach fabric if spilt.
5. DO NOT use after the expiry date printed on the packaging.
6. Use weekly for lenses worn daily (and after removing extended-wear lenses).
7. PROGENT is a single use dose. Discard solution after each use.
8. Store at room temperature (15-25°C).
9. Store out of direct sunlight.

PROGENT

the weekly solution for healthier lenses.

Removes protein build up and disinfects.

Part of the Menicon RGP Care Solution Family.
Crafted protection for more comfortable, more hygienic, and cleaner lenses.